

laser cutting price list *green grass design*

please note that pricing is subject to change without prior notice
011 447 8570 | info@greengrassdesign.co.za

fee structure

nb

once-off set-up fee	R300 excl vat
includes 1 sample, excludes material + machine time	
tweaked artwork: 2nd set-up fee	R150 excl vat
tweaked artwork: 3rd set-up fee...	R150 excl vat
machine time / min	R7 excl vat
design fee / hr	R900 excl vat
repro fee / hr	R900 excl vat
handwork time / hr	R150 excl vat


minimum custom job value R3,000
terms strictly 50% Dep + 50% COD
please allow at least 5 days for production
JHB deliveries @ R150
always supply extra samples / material for testing

We take extreme care when we produce your items. Unfortunately we can't guarantee that every item will be perfect. We are NOT LIABLE for any damages which might occur. Please insure items if you feel it is necessary.

fees example 1



1
client supplies
a design and requests a
CE



2
we cut a sample and supply a
CE based on
machine time + material

once off R300 set-up fee
+
RX.00 for material
+
RX.00 for machine time
= unit pricing



3
client changes the design
+ supplies new artwork
+ requests another sample

R150 for 2nd set-up
+
RX.00 for material
+
RX.00 for machine time
= unit pricing

SET-UP FEE	300.00
1ST SAMPLE	
Material + machine time	XX.00
2ND SAMPLE	150.00
Material + machine time	XX.00
We supply a	
UNIT PRICING	XX.00
(Machine time + material cost)	
Vat	+15%
Total	RXX.00

example 2

client doesn't want to proceed
with laser cutting after
samples have been done

R300 (excl vat) set-up fee
+
RX.00 for material + machine
time

SET-UP FEE	300.00
+	
Material for 1st sample	X.00
+	
Machine time	X.00
Vat	+15%
Total	RX.00

example 3

client only requires 1 item

SET-UP FEE	300.00
+	
Material for 1st sample	X.00
+	
Machine time	X.00
Vat	+15%
Total	R0.00

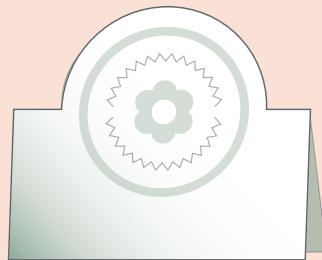
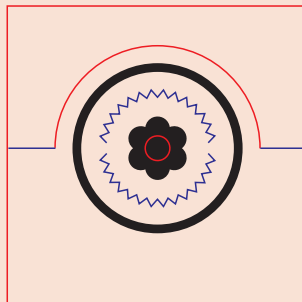
laser cutting specs 1






please supply vector or pdf
contact us if you are not sure

info@greengrassdesign.co.za
011 447 8570

laser cutting & engraving



illustrative example of how to prepare artwork for:

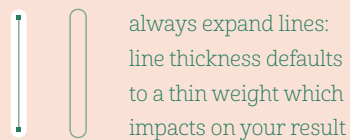
-  laser cutting: 100 magenta + 100 yellow line, 0.001mm thick
-  engraving: 100 black, solid fill
-  scoring: 100 cyan + 100 magenta, 0.001mm thick line

remember

bridging areas for typography

please cut bridging areas to
prevent details from falling out

always convert fonts



limitations




table size: 430x700mm
can't cut metal or glass or pvc material

requirements

please supply:

artwork in vector formats
e.g. adobe illustrator / pdf

+

artwork must be supplied to scale
(at the correct size)

+

cutting lines must be 100m100y (red)
width must be 0.001mm

+

engraving areas must be solid black

+

please convert fonts to paths

+

design within 425x695mm
(refer to material size info page)

+

our repro fee is R900/hr

please ensure artwork

is correct

did you know

we can cut paper, perspex, wood,
foam, polystyrene, packaging board,
IPI laserables, laserfolie, laser friendly
magnetic sheets, rubberstamp's ...

+

we won't charge for
testing material

+

engraving is more expensive
than laser cutting

+

we can read the following vector
formats: ai | fhll | cdr | eps + pdf

laser cutting specs 2




please supply vector or pdf
contact us if you are not sure

info@greengrassdesign.co.za
011 447 8570


laser cutting & engraving on printed material

example 1

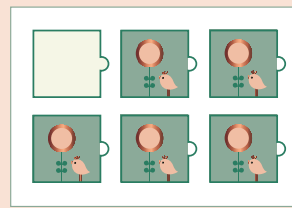
laser cut within the printed area



1 printed sample




2 vector artwork



3 positioning


- 1 supply printed element trimmed to size
NB: no bleed
- 2 supply 'cut line'
as vector - 100% size
- 3 we cut a 'frame'
to ensure accurate positioning
- 4 the result!



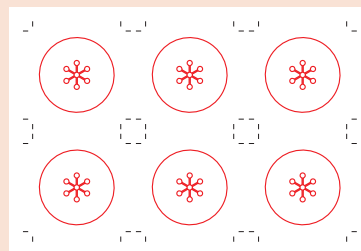
4

example 2

laser cut the outer borders




1 supply print sheet



2 supply the print file with the die line

- 1 please supply flat printed sheets
+ please include crop marks + a minimum of 5mm bleed all around
- 2 please supply the print file (pdf) which was supplied to your printer
- 3 we align to the laser file to the printed cropmarks and cut the individual elements
- 4 the result!



3 the end product

nb
please note that the edges / back might have a slight discolouring from the heat

materials + sizes



please step artwork up as per the sheet sizes below
011 447 8570 | info@greengrassdesign.co.za

material

size

kappa board
+ beermat
+ perspex

430x700mm

please step artwork up on your page like you would do with a print file

+

please make cut lines 100micron (red) and
engraving areas solid black

+

cut lines must be 0.001mm

+

keep elements about 2mm apart

novalite

3mm recycled wood

380x600mm

430x700mm

ipi materials

laserfolie + magnetic sheets + laserables etc

310x610mm

artwork will be laser cut exactly as supplied
repro fee (R900 per hr) applicable if not stepped up correctly

+

position elements 2mm apart for minimum wastage