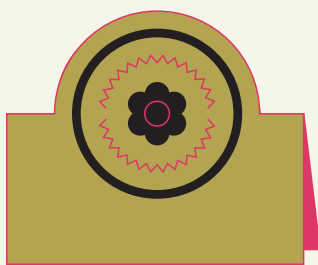
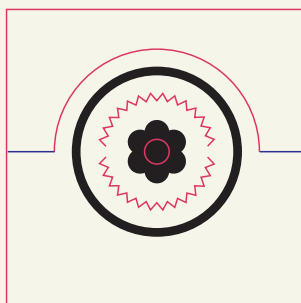


# laser cutting specs 1

please supply vector or pdf  
contact us if you are not sure

info@greengrassdesign.co.za  
011 447 8570 or 079 062 5879

## laser cutting & engraving



illustrative example of how to prepare artwork for:

○ **laser cutting:** 100 magenta + 100 yellow line, 0.001mm thick

● **engraving:** 100 black, solid fill

● **scoring:** 100 cyan + 100 magenta line, 0.001mm thick

## remember

### bridging areas for typography

please cut bridging areas to prevent details from falling out

### always convert fonts



**always expand lines:**  
line thickness defaults to a thin weight which impacts on your result



**please 'slice' shapes:**  
don't cheat and cover with a white block

hello ✘

hello ✘

hello ✘

hello ✔

## requirements

### please supply:

artwork in **vector** formats e.g.  
adobe illustrator;  
freehand mx;  
pdf or coreldraw

+  
artwork must be supplied  
at the correct size

+  
**cutting lines must be 100m100y (red)**  
**width must be 0.001mm**

+  
**engraving areas must be solid black**

+  
**please convert fonts to paths**

+  
design within 430x700mm  
(refer to material size info page)

+  
our repro fee is R500/hr  
please ensure artwork  
is correct!

## did you know

we can cut paper, perspex, wood,  
foam, polystyrene, packaging board,  
IPI laserables, laserfolie, magnetic  
sheets, rubberstamp's ...

+  
we won't charge for  
testing material

+  
engraving is more expensive  
than laser cutting

+  
we can read the following vector  
formats: ai | fh11 | cdr | eps + pdf

## limitations

table size: 430x700mm  
can't cut metal or glass or pvc material



# laser cutting specs 2


please supply vector or pdf  
contact us if you are not sure

info@greengrassdesign.co.za  
011 447 8570 or 079 062 5879


## laser cutting & engraving on printed material

### example 1

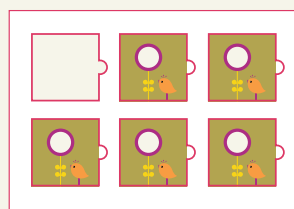
laser cut within the printed area



1 printed sample



2 vector artwork




3 positioning

1  
supply printed element trimmed to size  
NB: no bleed

2  
supply 'cut line'  
as vector - 100% size

3  
we cut a 'frame'  
to ensure  
accurate positioning


4  
the result!



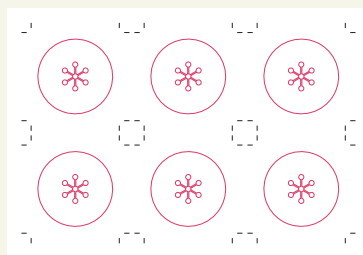
4

### example 2

laser cut the outer borders



1 supply print sheet




2 supply the print file with the die line

1  
please supply print sheet flat  
+  
please include crop marks + a minimum  
of 5mm bleed all around

2  
please supply the print file (pdf)  
which was supplied to your printer

3  
we cut a frame and position the  
individual elements for accurate  
alignment

4  
the result!



the end product

nb  
please note that the edges / back might  
have a slight discolouring from the heat

# laser cutting price list

please note that pricing is subject to change without prior notice  
011 447 8570 or 079 062 5879 | [info@greengrassdesign.co.za](mailto:info@greengrassdesign.co.za)

## fee structure


nb

<b>once-off set-up fee</b>	<b>R250</b> excl vat
includes 1 sample, excludes material + machine time	
<b>tweaked artwork: 2nd set-up fee</b>	<b>R50</b> excl vat
<b>tweaked artwork: 3rd set-up fee...</b>	<b>R50</b> excl vat
<b>machine time / min</b>	<b>R5</b> excl vat
<b>design fee / hr</b>	<b>R480</b> excl vat
<b>repro fee / hr</b>	<b>R500</b> excl vat


terms strictly 50% Dep + 50% COD  
credit card facilities available  
please allow 5 days for production  
JHB deliveries @ R120  
always supply extra samples / material for testing

We take extreme care when we produce your items. Unfortunately we can't guarantee that every item will be perfect. We are NOT LIABLE for any damages which might occur. We suggest you insure items if you feel it is necessary.

## fees example 1



1  
client supplies  
a design and  
requests a CE



2  
we cut a sample and  
supply a CE based on  
once off R250 set-up fee  
+  
RX.00 for material  
+  
RX.00 for machine time  
= unit pricing



3  
client changes the design  
+ supplies new artwork  
+ requests another sample  
R50 for 2nd set-up  
+  
RX.00 for material  
+  
RX.00 for machine time  
= unit pricing

SET-UP FEE	250.00
1ST SAMPLE	
Material + machine time	XX.00
2ND SAMPLE	50.00
Material + machine time	XX.00
We supply a	
UNIT PRICING	XX.00
(Machine time + material cost)	
Vat	+14%
Total	RXX.00

## example 2

client doesn't want to  
proceed with laser cutting  
after samples have been  
done

R250 (excl vat) set-up fee  
+  
RX.00 for material +  
machine time

SET-UP FEE	250.00
+	
Material for 1st sample	X.00
+	
Machine time	X.00
Vat	+14%
Total	RX.00

## example 3

client only requires 1 item

SET-UP FEE	250.00
+	
Material for 1st sample	X.00
+	
Machine time	X.00
Vat	+14%
Total	R0.00

# materials + sizes

please step artwork up as per the sheet sizes below  
011 447 8570 or 079 062 5879 | [info@greengrassdesign.co.za](mailto:info@greengrassdesign.co.za)

sheet size

kappa board + beermat  
+ perspex

430x700mm


please step artwork up on your page like you would do with  
a print file

+

please make cut lines 100m100y (red) and  
engraving areas solid black

+

cut lines must be 0.001mm



novalite

3mm recycled wood

380x600mm

laserwood

3 + 6mm walnut + cherry + mahogany

152x609mm

coloured laserwood

2.6mm Purple, Yellow, Red, Maroon, Light Pink, Dark Pink, Green, Forest  
Green, Ocean Green, Sage Green, Blue, Navy Blue, Light Blue, Black,  
White + Brown

114x370mm

other size available on request

balsa wood

0.8mm + 3mm + 6mm

100x1000mm

ipi materials

laserfolie + magnetic sheets + laserables etc

310x610mm

artwork will be laser cut exactly as supplied  
repro fee (R500 per hr) applicable if not stepped up correctly

+

position elements 1mm apart for minimum wastage

